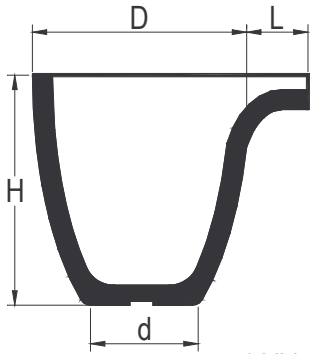


ISOTHERM GRAPHITE

TP

Con becco di colata lungo

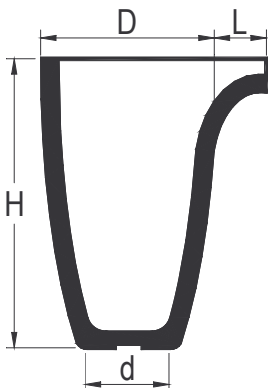


* Libbre Al

Codice	N° o kg Al ca.	equivalente	H mm	D mm	d mm	L mm
TP 287		BU 200 K	600	530	305	130
TP 287 H			700	530	305	130
TP 387		BU 250 K	630	615	355	160
955.210 TP 412		BU 350 K	800	615	355	160
TP 412 H		BU 400 K	900	615	355	160
955.220 TP 587		BU 600 K	900	780	435	200
955.221 TP 587 H		BU 700 K	1000	780	435	200
TP 800		BU 800 K	1000	880	450	200
TP 800 H		max.	1250	880	450	200
GP 1800/1S*			1000	880	350	200
GP 1800 HS*		max.	1250	880	350	200

TP

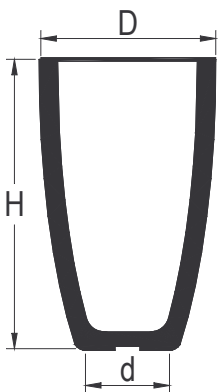
Con becco di colata lungo



Codice	N°	N° o kg Al ca.	H mm	D mm	d mm	L mm
TP 173 G	120		490	325	240	75
TP 173	120		490	300	235	95
TP 184	200		600	350	260	120
TP 400 G	225		615	350	260	120
TP 723 G	270		635	350	260	120
TP 600	300		805	355	260	130
TP 843	300		675	420	255	155
TP 982	430		800	435	295	135
955.205 TP 89	500		740	545	325	135
TP 12	500		940	440	295	150
TP 16	900		970	540	360	160

TP

Senza becco di colata



Codice	N°	ca. kg Al	H mm	D mm	d mm
TP 903		75	725	260	190
TP 901		120	760	290	235
TP 904		200	915	345	240
TP 6		300	675	420	285
TP 14		500	1015	420	255
TP 8		400	800	440	295
TP 10		540	940	440	295
TP 388		600	760	540	360
TP 15		950	970	540	360
TP 833		1100	1130	540	330
TP 830		1260	1190	540	360
TP 980		1700	1230	680	280